

## The Anthribid Beetles of the Tribe Apolectini (Coleoptera, Anthribidae) from the Malay Peninsula<sup>1)</sup>

Toshio SENOH

Department of Biology, Chuo University High School,  
Koganei, Tokyo, 184 Japan

**Abstract** Eleven species of the anthribid tribe Apolectini are recorded from the Malay Peninsula. One of them is newly described from Pahang, Malaysia, under the name of *Apolecta fuscata*. Of the remaining four, *Apolecta aspericollis*, *A. transversa*, *A. crux* and *Apolectella frontalis* are newly recorded from Thailand. The genus *Apolectella* is a new record from Thailand.

The Anthribidae is classified into two subfamilies, Choraginae and Anthribinae, mainly on the difference in the position of antennal insertion (cf. VALENTINE, 1960, p. 48; CROWSON, 1967, p. 161; MORIMOTO, 1972, p. 37). Because of the feature that the antennae are inserted on the dorsal surface of the rostrum, the tribe Apolectini consisting of the two genera *Apolecta* PASCOE, 1859, and *Apolectella* JORDAN, 1924, is currently placed in the subfamily Choraginae. Apart from this character state, however, anthribids of the Apolectini agree with the members of the Anthribinae, especially in the thick ovipositor, whose stylus is finger-shaped, not spine-like as in the other tribes of the Choraginae. In the present paper, therefore, the tribe is regarded as belonging to the subfamily Anthribinae.

Up to the present, nine species of the tribe Apolectini, *Apolecta aspericollis* KIRSCH, *A. latipennis* JORDAN, *A. dilopha* JORDAN, *A. transversa* (OLIVIER), *A. crux* JORDAN, *A. malayana* JORDAN, *A. gemina* JORDAN, *A. puncticollis* JORDAN, and *Apolectella minor* (JORDAN), have been known from the Malay Peninsula. Two species are added in the present paper to the fauna of the peninsula, and four of the eleven are newly recorded from Thailand.

Before going further, I wish to express my sincere gratitude to Professor Y. WATANABE of the Laboratory of Entomology, Tokyo University of Agriculture, and Professor K. MORIMOTO of the Entomological Laboratory, Kyushu University, for their constant guidance and encouragement. I am much indebted to Dr. S.-I. UENO of the National Science Museum (Nat. Hist.), Tokyo, for his constant guidance and for reading the original manuscript of the present paper, and to Dr. A. LEWVANICH

---

1) This study is supported in part by the Study Leave System for Teachers of Chuo University High Schools and the Foundation for In-Service Training and Welfare of the Private School Personnel.

and Mrs. S. CHUNRAM of the Entomology and Zoology Division, Ministry of Agriculture and Cooperatives, Thailand, for the loan of valuable specimens.

### Subfamily Anthribinae

#### Tribe Apolectini

*Apolectides* LACORDAIRE, 1866, Gen. Coléopt., 7: 554.

*Apolectini* MORIMOTO, 1972, Bull. Gov. For. Exp. Stn., (246): 37.

Body oblong. Antennae filiform, longer than the length of body in both sexes, inserted on the dorsal surface of rostrum. Labium with concave anterior margin. Hind wing broad in basal half. Ovipositor thick, stylus finger-shaped, not spine-like.

#### Genus *Apolecta* PASCOE, 1859

*Apolecta* PASCOE, 1859, Ann. Mag. nat. Hist., (3), 4: 431 (type species: *Mecocerus parvulus* THOMSON, by original designation).

Body length 7 to 20 mm. Eyes circular. Rostrum protrudent obliquely forwards. Antennae long, 2 to 5 times as long as the length of body in both sexes. Pronotum wholly depressed; dorsal transverse carina arcuate. Elytra gradually slanting downwards in apical third in lateral view. Mesosternum with a transverse groove on the neck-like portion concealed by prothorax; mesosternal process linguiform. Legs slender.

*Notes.* This genus is closely allied to the African genus *Anacerastes* LABRAM et IMHOFF, 1842, but can be easily distinguished from the latter by the long tenth segment of the antennae, which is at least one-third the length of the eleventh.

The males of most species of this genus as well as of the genus *Anacerastes* bear a pair of tubercles or short keels at the middle of the first sternite.


#### *Apolecta aspericollis* KIRSCH

(Fig. 1)

*Apolecta aspericollis* KIRSCH, 1875, Mitt. zool. Mus. Dresden, 1: 55 (Malacca). — JORDAN, 1916, Novit. zool., 23: 347 (Malay Pen., Singapore, Sumatra); 1928, *ibid.*, 34: 103 (1 ♂, Pahang; 1 ♀, Senyum, Kotu Tongkat, Pahang).

Length: 9–13 mm (from apical margin of rostrum to apex of pygidium). Pronotum punctate except for the middle; elytra broadly depressed in basal three-fourths and elevated in front of the apical declivity. Pro-, meso- and metasterna distinctly punctate. First sternite provided with a pair of tubercles at the middle in male.

*Specimens examined.* 4 ♂♂, 4 ♀♀, 3–4 miles from Tapah, Cameron's Highlands, Perak, W. Malaysia, 1 ~ 10–VI–1981, Toshio SENOH leg.; 1 ♂, 3–4 miles from Tapah, Cameron's Highlands, Perak, W. Malaysia, 19–V–1983, Toshio SENOH leg.; 1 ♂, Nam Tok Pliw, Nakhon Si Thammarat, S. Thailand, 13–VIII–1993, Toshio SENOH leg.; 1 ♂,



Figs. 1-2. — 1. *Apolecta aspericollis* KIRSCH, ♂, from South Thailand. — 2. *A. latipennis* JORDAN, ♂, from Pahang, West Malaysia.

1♀, Nam Tok Pliw, Nakhon Si Thammarat, S. Thailand, 14~16-IX-1993, Toshio SENOH leg.; 2♂♂, 1♀, Nam Tok Sairung, Trang, S. Thailand, 9~11-XII-1993, Toshio SENOH leg.

*Distribution.* South Thailand (new record), West Malaysia, Singapore, Sumatra.

*Apolecta latipennis* JORDAN

(Fig. 2)

*Apolecta latipennis* JORDAN, 1916, Novit. zool., **23**: 343 (1 ♀, Perak, W. Malaysia); 1928, *ibid.*, **34**: 104 (1 ♂, Sungai Renglet, Pahang; 1 ♂, Fraser's Hill, Pahang, W. Malaysia); 1936, *ibid.*, **39**: 324 (1 ♂, Fraser's Hill, Pahang, W. Malaysia). — WOLFRUM, 1929, Coleopt. Cat., (102): 102 (Perak; Sumatra).

Length: 9.5–12.5 mm (from apical margin of rostrum to apex of pygidium). Pronotum not depressed and devoid of median callosity, but the median line is faintly elevated in the centre and feebly impressed posteriorly. Elytra gradually broadened in basal two-thirds, then narrowed apically, broadly depressed in basal three-fourths, and much more elevated transversely in front of the apical declivity than in any other species of the genus. Metasternum densely granulate in the centre. Sternites without tubercles. Tibiae rufous except for black apices.

*Specimens examined.* 2 ♂♂, Genting Highland, Pahang, W. Malaysia, 11–V–1981, Toshio SENOH leg.

*Distribution.* West Malaysia, Sumatra.

*Apolecta dilopha* JORDAN

*Apolecta dilopha* JORDAN, 1936, Novit. zool., **39**: 324 (1 ♂, Rotan Tunggal, W. Malaysia; 1 ♀, Selangor, W. Malaysia). — FRIESER, 1987, Acta coleopt., **3**: 32 (1 ♀, Aceh-Selatan, Babahrot, Sumatra).

*Distribution.* West Malaysia, Sumatra.

*Notes.* I have been unable to examine any specimen of this species, but through the courtesy of Professor MORIMOTO, I was able to examine a photograph of the type specimen taken by himself at the British Museum (Nat. Hist.).

This species belongs to the group with a strong convexity at basal two-thirds of each elytron, but differs from all the known species of the species-group in having a large tubercle on each convexity.

*Apolecta transversa* (OLIVIER)

(Fig. 3)

*Macrocephalus transversus* OLIVIER, 1795, Entomologie, Paris, **4**: 10. — SCHÖNHERR, 1833, Gen. Spec. Curc., **1**(1): 184.

*Nessiara transversa*: LACORDAIRE, 1866, Gen. Coléopt., **7**: 538. — GEMMINGER & HAROLD, 1872, Cat. Coleopt., (9): 2735. — JORDAN, 1894, Novit. zool., **1**: 630. — BOVIE, 1906, Anns. Soc. ent. Belg., **49**: 257.

*Apolecta gracillima* PASCOE, 1859, Ann. Mag. nat. Hist., (3), **4**: 431 (Singapore). — JORDAN, 1895, Stett. ent. Ztg., **56**: 80. — BOVIE, 1906, Anns. Soc. ent. Belg., **49**: 317 (Singapore, Sumatra).

*Apolecta transversa*: JORDAN, 1916, Tydschr. Ent., **59**: 162 (Tjigembong, Java); 1916, Novit. zool., **23**: 347 (Perak, Sumatra, Borneo, Java); 1933, *ibid.*, **39**: 88 (Java). — FRIESER, 1987, Acta coleopt., **3**: 32 (5 ♂♂, 5 ♀♀, Aceh-Selatan, Babahrot, Sumatra).

Length: 5–7.5 mm (from apical margin of rostrum to apex of pygidium), relatively small species. Eyes strongly expanded latero-posteriad. Prothorax densely granulate




Fig. 3. *Apolecta transversa* (OLIVIER), ♂, from South Thailand.

in lateral parts. First sternite with a pair of short keels at the middle in male.

*Specimens examined.* 8 ♂♂, 9 ♀♀, 3–4 miles from Tapah, Cameron's Highlands, Perak, W. Malaysia, 1~10–VI–1981, Toshio SENOH leg.; 1 ♀, Ban Lamo, Trang, S. Thailand, 15~19–VI–1981, Toshio SENOH leg.; 2 ♂♂, 2 ♀♀, Nam Tok Pliw, Nakhon Si Thammarat, S. Thailand, 13~15–VIII–1993, Toshio SENOH leg.; 4 ♂♂, 9 ♀♀, Nam Tok Pliw, Nakhon Si Thammarat, S. Thailand, 14~17–IX–1993, Toshio SENOH leg.

*Distribution.* South Thailand (new record), West Malaysia, Sumatra, Java, Borneo.

#### *Apolecta crux* JORDAN

(Fig. 4)

*Apolecta crux* JORDAN, 1916, Novit. zool., **23**: 345 (1 ♀, Hili Madjedja, N. Nias).

Length: 5.5–7.5 mm (from apical margin of rostrum to apex of pygidium), relatively small species. Eyes strongly expanded laterad. First sternite with a pair of short keels at the middle in male.




Fig. 4. *Apolecta crux* JORDAN, ♂, from South Thailand.

*Specimens examined.* 2♂♂, 1♀, Nam Tok Pliw, Nakhon Si Thammarat, S. Thailand, 13~15-VIII-1993, Toshio SENOH leg.; 1♂, Nam Tok Pliw, Nakhon Si Thammarat, S. Thailand, 16-IX-1993, Toshio SENOH leg.

*Distribution.* South Thailand (new record), Nias.

#### *Apolecta malayana* JORDAN

*Apolecta malayana* JORDAN, 1936, Novit. zool., **39**: 324 (1♀, Cameron's Highlands, Pahang, W. Malaysia).

Brown median stripe of pygidium thin though widened at the apex.

*Distribution.* West Malaysia.

*Notes.* I have been unable to examine any specimen of this species, but have seen a photograph of the type specimen through the courtesy of Professor MORIMOTO.

*Apolecta gemina* JORDAN

*Apolecta gemina* JORDAN, 1916, Novit. zool., **23**: 344 (1♂, 1♀, Perak, W. Malaysia).

*Distribution.* West Malaysia.

*Notes.* No specimen of this species has been available for my study.

According to the original description (JORDAN, 1916 a, pp. 344, 346), the prothoracic stripes are not interrupted; there is a rather large black elongate spot on the basal callosity of the elytra. The pronotum is only depressed in front of the carina. The meso- and metasterna are not distinctly punctured.

*Apolecta puncticollis* JORDAN

*Apolecta puncticollis* JORDAN, 1895, Stett. ent. Ztg., **56**: 179 (1♀, Borneo); 1916, Novit. zool., **23**: 349 (Borneo, Perak).

*Distribution.* West Malaysia, Borneo.

*Notes.* I have been unable to see any specimen of this species, but have examined a photograph of the type specimen through the courtesy of Professor MORIMOTO. According to JORDAN (1916 a, p. 342), this species lacks tubercles on the first sternite, but its mesosternal process is raised into a round tubercle.

*Apolecta fuscata* SENOH, sp. nov.

(Fig. 5)

Length: 12 mm (from apical margin of rostrum to apex of pygidium).

*Female.* Colour entirely black. Pubescence dense, yellowish brown and blackish brown; antennae and legs with no rings; blackish brown hairs of head and pronotum forming a linear patch from between antennal scrobes to subbasal part of pronotum, the patch widespread at occiput, apical fourth and basal fourth of pronotum; yellowish brown and blackish brown hairs of elytra forming irregular tessellated patches all over. Pygidium with a longitudinal black patch from base to apex, and with an oblong one at the basal part of both sides. Posterior femur with a black triangular patch in middle; apical parts of all tibiae with black hairs; each of 1st to 4th visible sternites with a black transverse patch on both sides.

Head robust, and with a Y-shaped keel from between eyes to apical margins of antennal scrobes; eyes moderately large, hemispherical, and relatively estranged from each other; rostrum short, widest at the bases of mandibles, strongly emarginate at the middle of anterior margin; maximum width of rostrum about 1.7 times as large as the shortest distance between eyes. Antennae long, about 2.5 times as long as the length of body, scape relatively long, about twice as long as pedicel, proportions in length from 2nd to 11th about 9 : 50 : 58 : 64 : 79 : 85 : 80 : 70 : 23 : 38, apical third of 9th, 10th and 11th forming a very slender club.

Pronotum robust, about 1.2 times as wide as long, widest at about basal third; disc covered with obscure granules except for mesial part, convex above at the centre,




Fig. 5. *Apolecta fuscata* SENOH, sp. nov., ♀, from Pahang, West Malaysia.

with a pair of depressions before the convexity and transversely depressed just in front of dorsal transverse carina; dorsal transverse carina broadly rounded at the middle, touching the base of pronotum at the middle, and roundly connected with each lateral carina, the latter declivous, extending to the middle of side margin; carinula obscure. Scutellum linguiform. Elytra oblong and thick, about 1.8 times as long as wide, parallel-sided in basal three-fourths, then narrowed posteriorly; disc with a pair of round subbasal swellings and with a pair of longitudinal ones in middle; striae punctures very small but distinct, distance between them nearly as large as their diameter and distinctly smaller than the widths of intervals. Pygidium linguiform, extending backwards, nearly as long as wide, and narrowed towards broadly rounded and depressed apex.

Prosternum with a longitudinal keel between coxal cavities, strongly depressed in front of coxal cavities; mesosternal process linguiform, narrowed apically, depressed at the apex; metasternum sparsely covered with obscure granules; 1st to 5th visible sternites conjointly almost horizontal in lateral view. Legs moderately long and thin; anterior femur shorter than the median which is shorter than the posterior; anterior tibia longer than the median which is a little longer than the posterior; anterior tarsus



longer than the median which is a little longer than the posterior.

*Male.* Unknown.

*Holotype.* ♀, Mt. Jasar, Cameron's Highlands, Pahang, West Malaysia, 23-V-1981, Toshio SENOH leg. The holotype is deposited in the collection of the National Science Museum (Nat. Hist.), Tokyo.

*Distribution.* West Malaysia.

*Notes.* In the peculiar markings of the pronotum, this species resembles *Apolecta malayana* JORDAN (1936, p. 324) described from the same locality, Cameron's Highlands, West Malaysia, but can be distinguished from the latter by the absence of a pair of black round patches on the elytra, and by the large size of its body.

### Genus *Apolectella* JORDAN, 1916

*Apolectella* JORDAN, 1916, Novit. zool., **23**: 349 (type species: *Apolecta minor* JORDAN, by original designation).

Body length 4 to 6 mm. Eyes oval, the upper edges a little closer to each other than to the lower. Rostrum directed downwards. Antennae nearly as long as the length of body in both sexes. Pronotum wholly convex above; dorsal transverse carina subparallel to the base of pronotum. Elytra convex above, gradually slanting downwards from near bases to apices. Mesosternal process broadly truncate. Legs thick.

#### *Apolectella minor* (JORDAN)

(Fig. 6)

*Apolecta minor* JORDAN, 1895, Stett. ent. Ztg., **56**: 181 (1♂, 2♀♀, Perak, W. Malaysia).

*Apolectella minor*: JORDAN, 1916, Novit. zool., **23**: 349 (Perak, Singapore, Sarawak). — FRIESER, 1987, Acta coleopt., **3**: 32 (15♂♂, 18♀♀, Aceh-Selatan, Babahrot, Sumatra).

Length: 4–5.5 mm (from frons to apex of pygidium).

*Specimens examined.* 3♂♂, 3♀♀, 3–4 miles from Tapah, Cameron's Highlands, Perak, W. Malaysia, 1~10-VI-1981, Toshio SENOH leg.

*Distribution.* West Malaysia, Singapore, Sumatra, Sarawak.

*Notes.* This is the type species of *Apolectella*. Each tibia bears a brown median ring.

#### *Apolectella frontalis* JORDAN

*Apolectella frontalis* JORDAN, 1916, Novit. zool., **23**: 349 (1♀, S. Palawan). — FRIESER, 1987, Acta coleopt., **3**: 32 (7♂♂, 6♀♀, Aceh-Selatan, Babahrot, Sumatra).

Length: 4–4.5 mm (from frons to apex of pygidium).

*Specimens examined.* 2♀♀, Kanchanaburi, W. Thailand, 31-V-1962, ANAN & AROON leg.; 3 exs., same data as above.




Fig. 6. *Apolectella minor* (JORDAN), ♂, from Pahang, West Malaysia.

*Distribution.* South Palawan, West Thailand (new record), Sumatra.

*Notes.* In general appearance, this species is very close to *A. minor*, but the eyes are larger, more strongly convex laterad, the frons is much more elevated posteriorly and almost forming a right angle with the occiput in lateral view, the pronotum is more evenly convex above, and the tibiae lack brown median ring.

Through the courtesy of Dr. LEWVANICH and Mrs. CHUNRAM of the Entomology and Zoology Division, Ministry of Agriculture and Cooperatives, Thailand, I was able to examine five specimens of this species collected at Kanchanaburi, West Thailand, at the very base of the Malay Peninsula.

## 要 約

妹尾俊男：マレー半島に分布する Apolectini 族（ヒゲナガゾウムシ科）の種。—— マレー半島に分布する Apolectini 族に属するヒゲナガゾウムシは、現在までに *Apolecta aspericollis* KIRSCH, *A. latipennis* JORDAN, *A. dilopha* JORDAN, *A. transversa* (OLIVIER), *A. crux* JORDAN, *A. malayana* JORDAN, *A. germina* JORDAN, *A. puncticollis* JORDAN, *Apolectella minor* (JORDAN) の9種が知られている。

これまでに筆者が採集した標本の検討およびタイ国の昆虫類の研究機関に所蔵されているコレクションの調査により、マレー半島から Apolectini 族に含まれるヒゲナガゾウムシの11種を確認した。マレーシアのパハン州から採集された *Apolecta* の1種は新種であったので、*Apolecta fuscata* と命名して記載した。残りのうちの *Apolecta aspericollis* JORDAN, *A. transversa* (OLIVIER), *A. crux* JORDAN, *Apolectella*

*frontalis* JORDAN の4種は、タイ国から新記録であることが判明した。また *Apolectella* 属はこれまでタイ国から記録がなかった。

なお、Apolectini 族をヒゲナガゾウムシ亜科 Anthribinae に含まれるものとして取り扱った。

### References

- FRIESER, R., 1987. Die von J. KLAPPERICH auf Sumatra gesammelten Anthribidae (I.). *Acta coleopt.*, **3**: 21–32.
- JORDAN, K., 1895. Beitrag zur Kenntniss der Anthribidae, II. *Stett. ent. Ztg.*, **56**: 122–204.
- 1916a. On the Oriental anthribid genus *Apolecta*. *Novit. zool.*, **23**: 342–349.
- 1916b. Anthribidae (Coleoptera) collected by J. B. CORPORAAL on Java and Sumatra. *Tydschr. Ent.*, **59**: 160–162.
- 1928. Anthribidae from the Malay Peninsula. *Novit. zool.*, **34**: 95–104.
- 1936. Descriptions and records of Oriental Anthribidae. *Ibid.*, **39**: 311–329.
- KIRSCH, T., 1875. Neue Käfer aus Malacca. *Mitt. zool. Mus. Dresden*, **1**: 25–57.
- MORIMOTO, K., 1972. A key to the genera of Oriental Anthribidae (Coleoptera). *Bull. Gov. For. Exp. Stn.*, (246): 35–54, 17 pls.
- 1981. The family Anthribidae of Japan (Coleoptera). Part 1. *Esakia, Fukuoka*, (12): 17–47.
- PASCOE, F. P., 1859. On some new Anthribidae. *Ann. Mag. nat. Hist.*, (3), **4**: 431–439.
- WOLFRUM, P., 1929. Anthribidae. In JUNK, W., & S. SCHENKLING (eds.), *Coleopterorum Catalogus*, pars 102 (pp. 3–145). W. Junk, Berlin.
- 1953. Anthribidae. In HINCKS, W. D. (ed.), *Coleopterorum Catalogus Supplementa*, pars 102 (pp. 3–63). W. Junk, 's-Gravenhage.

---

*Elytra, Tokyo*, **23** (2): 153–154, November 15, 1995

## A New Record of *Cedus cephalotes* (Coleoptera, Anthribidae) from South Thailand

Toshio SENOH

Department of Biology, Chuo University High School,  
Koganei, Tokyo, 184 Japan

*Cedus cephalotes* (PASCOE, 1860) was originally described from Borneo under a new genus, *Byastus* PASCOE (1860, p. 38). The genus *Byastus* was later regarded as a synonym of the genus *Cedus* PASCOE (1860, p. 37) by GEMMINGER and HAROLD (1872, p. 2728).

Up to the present, this species has been recorded from West Malaysia, Borneo, Java and